


Starting and Programmes

GB


Briefly: starting a programme

- Switch on the washing machine by turning the PROGRAMME/ON-OFF knob to the desired programme.
All the LEDs will light up for a few seconds and the DOOR LOCK Led will begin to flash.
- Load your laundry into the washing machine and shut the appliance door.
- Set the wash temperature (see page 19).
- Add the detergent and any fabric softener (see page 20).
- Start the programme by pressing the START/PAUSE button.






If you want to cancel the cycle set, turn the PROGRAMME/ON-OFF knob to the  position and wait for all the LEDs to illuminate and then turn off again.

If another programme is not selected, the DOOR LOCK led will remain lit for about 1 minute.

- When the programme is finished, the DOOR LOCK Led will flash to indicate that the appliance door can be opened. Take out your laundry and leave the appliance door ajar to allow the drum to dry thoroughly.

Switch the washing machine off by turning the PROGRAMME/ON-OFF knob to the  position.

Programme table

Type of fabric and degree of soil	Programmes	Wash temperatur.	Detergent		Fabric softener	Cycle length (minutes)	Description of wash cycle
			Pre-wash	Wash			
Cottons							
Extremely soiled whites (sheets, tablecloths, etc.)	1	Max	•	•	•	160	Pre-wash, wash cycle, rinse cycles, intermediate and final spin cycles
Extremely soiled whites (sheets, tablecloths, etc.)	2	Max		•	•	143	Wash cycle, rinse cycles, intermediate and final spin cycles
Heavily soiled whites and fast colours	3	60°C		•	•	127	Wash cycle, rinse cycles, intermediate and final spin cycles
Slightly soiled whites and delicate colours (shirts, jumpers, etc.)	4	40°C		•	•	85	Wash cycle, rinse cycles, intermediate and final spin cycles
Synthetics							
Heavily soiled fast colours (baby linen, etc.)	5	60°C		•	•	92	Wash cycle, rinse cycles, anti-crease or delicate spin cycle
Heavily soiled fast colours (baby linen, etc.)	6	50°C		•	•	86	Wash cycle, rinse cycles, anti-crease or delicate spin cycle
Delicate colours (all types of slightly soiled garments)	7	40°C		•	•	76	Wash cycle, rinse cycles, anti-crease or delicate spin cycle
Delicate colours (all types of slightly soiled garments)	8	30°C		•	•	30	Wash cycle, rinse cycles and delicate spin cycle
Delicates							
Wool	9	40°C		•	•	50	Wash cycle, rinse cycles, anti-crease and delicate spin cycle
Very delicate fabrics (curtains, silk, viscose, etc.)	10	30°C		•	•	52	Wash cycle, rinse cycles, anti-crease or draining cycle
PARTIAL PROGRAMMES							
Rinse					•		Rinse cycles and spin cycle
Delicate rinse cycle					•		Rinse cycles, anti-crease or draining
Spin cycle							Draining and heavy duty spin cycle
Delicate spin cycle							Draining and delicate spin cycle
Draining							Draining

Notes

For the anti-crease function, please see page 19. The information contained in the table is purely indicative.

Special programme

Daily (programme 8 for Synthetics) is designed to wash lightly soiled garments in a short amount of time: it only lasts 30 minutes and allows you to save on both time and energy. By setting this programme (8 at 30°C), you can wash different fabrics together (except for woollen and silk items), with a maximum load of 3 kg.

We recommend the use of liquid detergent.